

Equimat Rubber Flooring & Wallmats

EQUIMATS

Equimats form a firm, soft stable floor making mucking out simple and effective. They compliment internal and external stables and are tough, with a life expectancy in excess of 10 years.

Equimat flooring is now available in two specifications. Standard **Equimat Ultra** is 20mm thick, comes in a green finish and is lightweight meaning mats are easily handled by a single person, particularly useful if you wish to clean out underneath. The thicker **Equimat Supersoft** is a generous 30mm thick and is also green in colour. The mats are a mix of natural & synthetic rubber, have limited expansion over time and offer even greater comfort.

Both mats have a natural "give" and cushion the horse against hard floors as well as providing additional insulation. This cushion dramatically reduces the amount of bedding used and also cuts the length of time needed for the daily mucking out. The "give" of the mats under the horse provides excellent grip, further enhanced by the nodes moulded onto the mat surface. Crucially, the mats are tough enough to withstand the wear and tear of normal shoeing and road studs but screw in studs will cause long term damage. Mats are interchangeable due to their unique interlocking system and can be individually replaced.

Do they replace bedding entirely?

Equimat should be thought of as replacing say 90% of the current bedding usage. We have found that a very light covering of your current bedding is useful as it gives a natural surface and also tends to absorb the splash of urine which the horses dislike on their fetlocks. Of course some horses have an allergy to dust or straw and therefore you would simply use no bedding at all.

As you need so much less bedding, there is also a substantial saving in labour terms (enhanced in larger yards) and this is often the principal reason for purchasing. Equimat also offer the benefit of fewer airborne particles reducing the risk of COPD. And of course with less bedding the muck heap is smaller, giving tidy yards, easy disposal and happier neighbours!

What about the Urine?

When laid in a Saltire Stable block, the natural drainage slope is sufficient for the urine to drain away. The very small amount of bedding normally used is sufficient to absorb the wash. With hygiene in mind the sectional make-up of the flooring means that they can be lifted out as required to ensure that the floor remains clear underneath. Simply hose out and we recommend a mild solution of disinfectant is applied from a rosehead watering can to keep everything "sweet".

Cost Effectiveness / Ease of Use?

All Equimat products are very easy to fit, needing just a jigsaw. Equimat, is available in two "off the shelf" sizes to cover an area 11'8" x 9'8" or 11'8" x 11'8". Both mats can also be supplied to cover other floor areas on request. The mats themselves should cover their initial purchase cost within a year or so, just from the point of view of bedding cost. If you use dust free bedding, 6 months is the usual payback. If you add in the cost of labour in working yards, the benefits are huge!

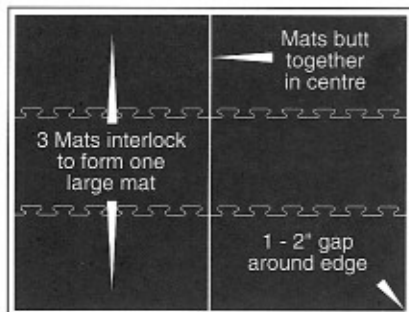
Wallmats

Wallmats are 15mm thick with a ribbed outer surface and are 6' x 3'10". Typically used in foaling boxes, they protect against damage to buildings or animals by absorbing the impact energy of any kicks or knocks. Fixable to timber or brick/block walls, they also find use in trailers as well as the rear of stable doors - removing the feedtime feed me, feed me thump!

10 x 12' nom	Equimat Ultra	SF531
12 x 12' nom	Equimat Ultra	SF533
6' x 3'10 nom	Wallmat	SF534

Equimat Supersoft	SF537
Equimat Supersoft	SF538

Other sizes priced on request



Equine Essentials are a quality range of special equestrian products, aimed at providing imaginative cost effective solutions for our customers. The criterion are quality of construction, value for money and more importantly effectiveness. Necessarily limited by space we can also source almost any products you may have seen advertised, and at very competitive prices.

We also offer other products such as JFC Drinkers, Steel Grills and other components for self build projects. We also regularly offer new products and these are all shown on our regularly updated website on www.saltirestables.co.uk



TK700 Tie Ring



TK701



TK703 Bridle Rack




TK704 Saddle Rack



TK707 Hatholder




TK708 Single rugrail



TK709 5 ram rugrail




TK710 Handyhooks



TK711 Saltlick Holder




TK712 Corner Grid Hayrake




TK713 Traditional Corner Hayrake



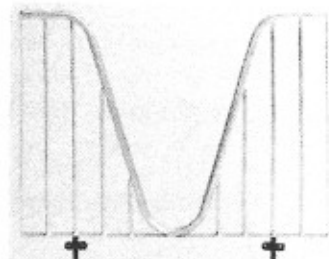
TK714 Galvanised Bucket Hoop



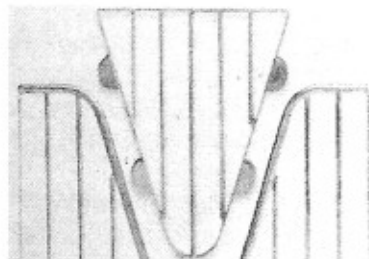
TK717 Corner manger and frame




TK718 Swivel Feeder



TK719/720 Anti Weaver Grid



TK721 Weaver Grid Infill



TK731 Full Door Grid




TK734 Stud Card Holders



TK750 JFC Drinker



TK705 Folding Saddle Rack



TK706 Folding Saddle Pole

Stable Doors

see picture guide for detailed views

We can supply a full range of stable doors and other hardware for stables. Doors can be supplied either right or left handed (please state when ordering) and can also be supplied as a package complete with a frame or separately, say as a bottom door only, for use in internal stable applications. A fitting service is also offered within 100 miles and as well as the "standard" sizes shown below, we can also offer bespoke manufacturing to exact sizes for any door style - stable, tack or store/garage. A detailed data sheet which includes our windows is available on request.

Saltire Stables use quality materials throughout and endeavour to make our doors as complete as possible. Hinges are fitted to the leafs (when we know the handing) but slamstrips, kicklatches, padbolts and cabin hooks are supplied loose with screws for final site fitting. Flexibility is enhanced with a 100mm (4") trim allowance to the door to allow for uneven ground.

The doors use a very strong sandwich construction with a 4/6 x 2 nom kiln dried CLS framework (38 x 69/140mm act) which is dressed to provide a stable core and minimal season distortion. The internal faces, both top & bottom are 11mm OSB Sterling Board as standard with the option of plywood, MDF or TGV. We always make the face in 16 x 125 nom (12 x 121mm act) vertical mounted PTGV softwood which is fully pressure treated. Supplied in a light green colour, you can stain doors to a wide range of colours.

All fittings are fully galvanised and the bottom door has a 30 degree weatherstrip angle matched by the top door. In order to keep a very competitive basic price, we have made available a number of options which would not be needed by all customers:

Frame chewstrip protection, autolok bolts, cranked or straight crook & band hinges, 600mm (2") steel door face sheet & frame protection strips together with rubber anti-kick mat & antiweaver grids are available from our Equine Essentials range.

Stable Doors	63mm thick, fully lined
Doorset	1.22 x 2.32m top & bottom complete (Bottom 1.22m / Top 1.1m)
Frame	1.375 x 2.40m 95mm deep x 70mm dressed & treated
Pony Doors	63mm thick, fully lined
Doorset	1.067 x 2.32m top & bottom complete (Bottom 1.10m / Top 1.22m)
Frame	1.220 x 2.40m 95mm deep x 70mm dressed & treated
Tackroom Doors	50mm thick frame, ledge & braced
Door	750mm x 1.96m 1 piece
Frame	840mm x 2.10m 95mm deep x 70mm dressed & treated

Windows

Windows are available either off the shelf in standard sizes or manufactured to customer order. All windows use a CCA pressure treated frame and are glazed in Acrylic or Perspex for safety reasons.

Standard Windows are 745 x 745mm (2'6 square) and can either be fixed in place or come hinged to open. Hopper windows are hinged at the bottom and open completely to lie flat against the wall. This lets lots of summer air circulate but are usually only used underneath a protective canopy. As an alternative or in exposed location they can be top hinged and open on a casement stay but only to the length of the stay.

They are designed with equines in mind and as such come complete with weldmesh galvanised antinosing grills which usually stay fixed in place but can be removable if specified.

A more expensive but elegant option is the multislant window where perspex louvres of varying widths (but always 150mm depth) can be specified. These come in 2 slat or 6 slat sizes and offer great flexibility of air management.

745 x 745 x 38mm	fixed
745 x 745 x 38mm	opening hooper style or with casement stays
830 x 830 frame available to mount any of the above - brickwork opening 835 x 835	
730 x 941 tall	6 slat multilouvre - size includes 38mm thick frame all round
730 x 381 tall	2 slat multilouvre - " " "
" " " "	" " " "

It is possible to combine a fixed window with a say a double louvre. Bespoke Sizes on request